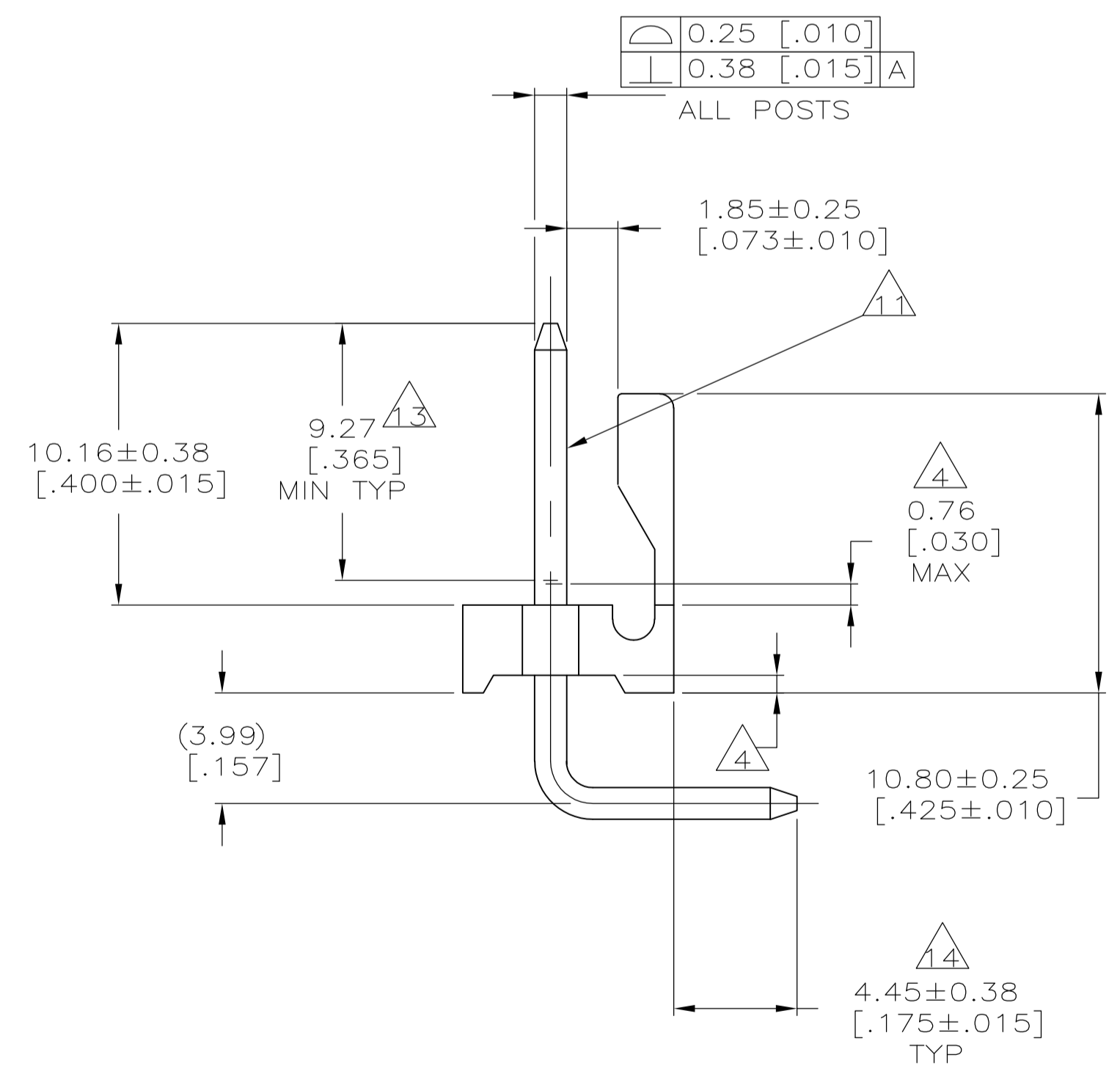
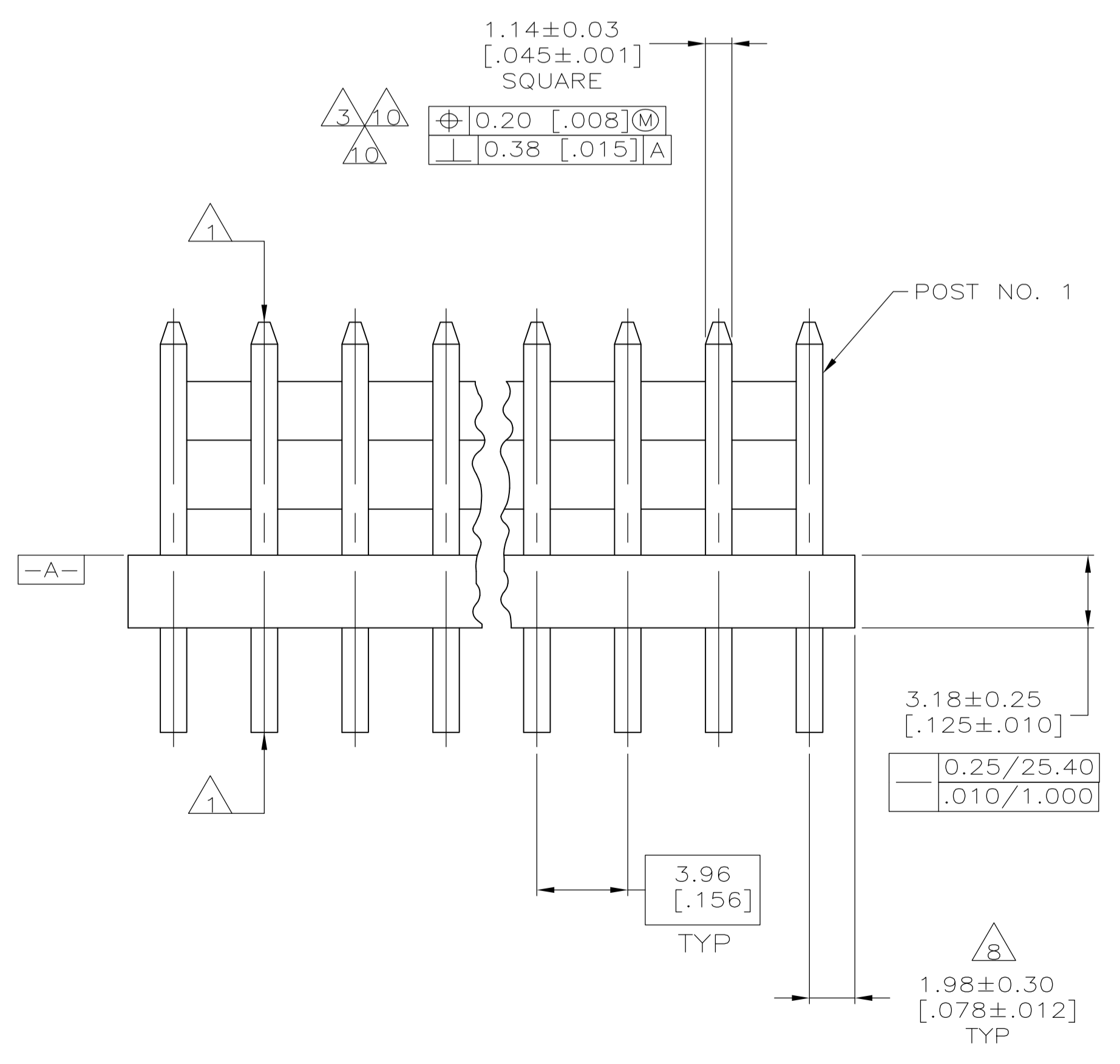
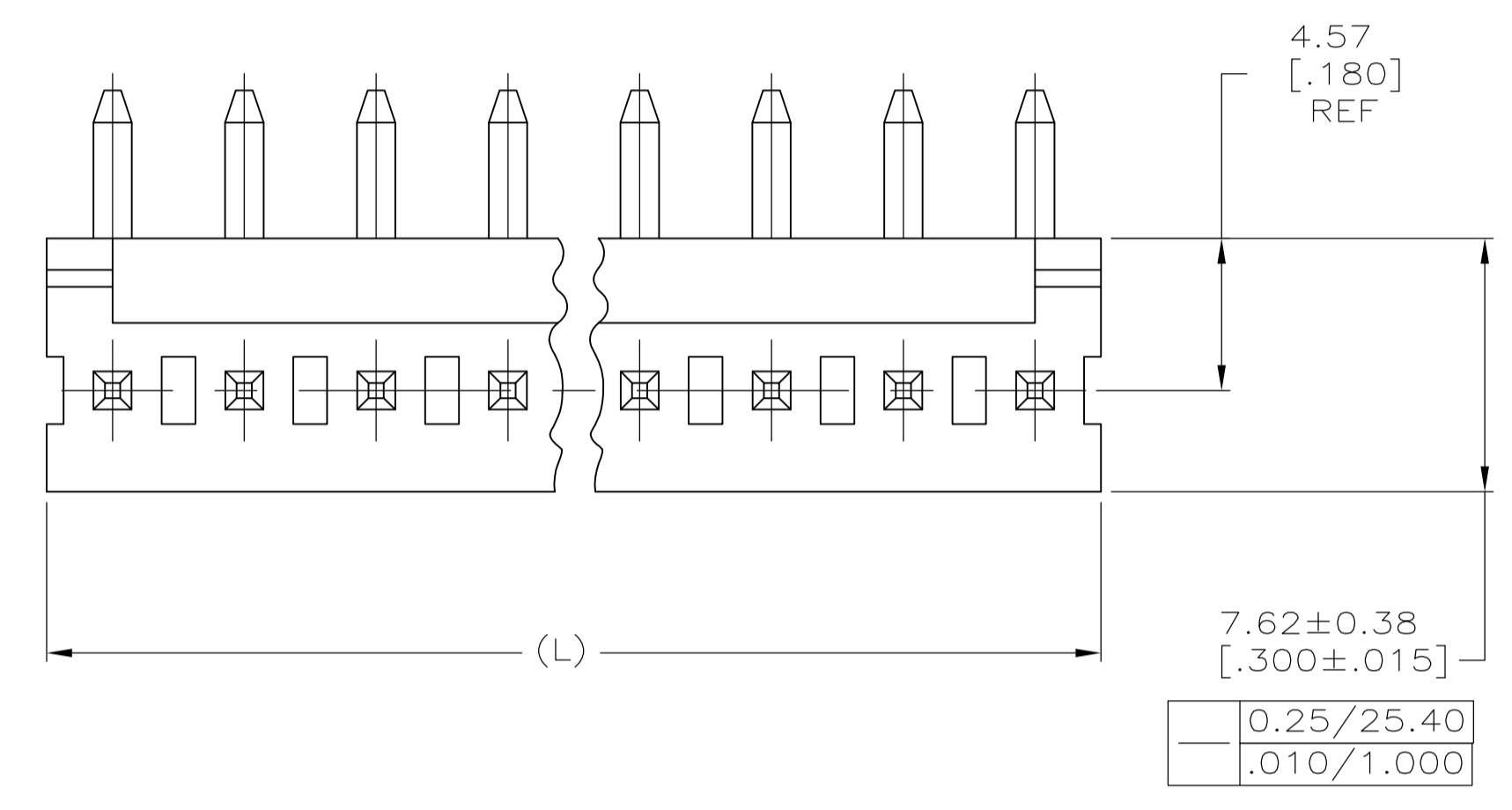


- 1 POST TO WITHSTAND 13 NEWTONS (3 LBS) MINIMUM AXIAL FORCE IN BOTH DIRECTIONS SHOWN WITHOUT DISLODGING.
- 2 TOLERANCES APPLY TO SOLDER SIDE OF BOARD.
- 3 MEASURED AT SURFACE [-A-].
- 4 PLASTIC FLASH PERMITTED IN THIS AREA.
- 5 PARTS COMPLY WITH AMP SOLDERABILITY SPEC. NO. 109-11-2.
- 6 ONE HOLE MAY BE UNDERSIZED 1.65/1.52 [.065/.060] DIA. FOR ASSEMBLY RETENTION DURING WAVE SOLDERING.
- 7 MATERIAL: HEADER-THERMOPLASTIC POLYESTER GLASS-FILLED 94V-0 (NATURAL) POST-COPPER ALLOY (SEE NOTES 13 & 14 FOR PLATING)
- 8 COORDINATE DIMENSION APPLIES FROM CENTER OF ACTUAL FEATURE.
- 9 PLASTIC BURRS CAUSED BY CUT-OFF TOOLING ARE PERMITTED WITHIN THE MAXIMUM TOLERANCE ENVELOPE.
- 10 POST TO BE MEASURED WHEN STRIP IS HELD FLAT.
- 11 POST MUST WITHSTAND TWO 90° BENDS AGAINST EXTRUSION WITHOUT BREAKING.
- 12 DIMENSION SHOULD BE 12.70-16.51 [.500-.650] MIN WHEN MATING WITH A MTA-156 CONNECTOR ASSEMBLY OR 12.70 [.500] MIN WHEN MATING WITH A SL-156 CONNECTOR ASSEMBLY.
- 13 PLATING: GOLD PLATE AREA, 0.00076 [.000030] MINIMUM, ALL SIDES, OVER NICKEL UNDERPLATE, 0.00127 [.000050] MINIMUM, ALL SIDES AND ENTIRE LENGTH OF POST.
- 14 PLATING: BRIGHT TIN/LEAD (93/7) PLATE AREA, 0.00381-0.00889 [.000150-.000350] THICK, ALL FOUR SIDES 4.45 [.175] MINIMUM FOR -2 THRU -24. MATTE TIN PLATE AREA 0.00381-0.00889 [.000150-.000350] THICK ALL FOUR SIDES, 4.45 [.175] FOR -32 THRU -54.

RECOMMENDED MOUNTING HOLE PATTERN FOR 1.60 [.063] THICK P.C. BOARD



| | | | |
|-----------|---------------|-------------|------------|
| LEAD FREE | 95.10 [3.744] | 24 | 5-644762-4 |
| | 91.14 [3.588] | 23 | 5-644762-3 |
| | 87.17 [3.432] | 22 | 5-644762-2 |
| | 83.21 [3.276] | 21 | 5-644762-1 |
| | 79.25 [3.120] | 20 | 5-644762-0 |
| | 75.29 [2.964] | 19 | 4-644762-9 |
| | 71.32 [2.808] | 18 | 4-644762-8 |
| | 67.36 [2.652] | 17 | 4-644762-7 |
| | 63.40 [2.496] | 16 | 4-644762-6 |
| | 59.44 [2.340] | 15 | 4-644762-5 |
| | 55.47 [2.184] | 14 | 4-644762-4 |
| | 51.51 [2.028] | 13 | 4-644762-3 |
| | 47.55 [1.872] | 12 | 4-644762-2 |
| | 43.59 [1.716] | 11 | 4-644762-1 |
| | 39.62 [1.560] | 10 | 4-644762-0 |
| | 35.66 [1.404] | 9 | 3-644762-9 |
| | 31.70 [1.248] | 8 | 3-644762-8 |
| | 27.74 [1.092] | 7 | 3-644762-7 |
| | 23.77 [.936] | 6 | 3-644762-6 |
| | 19.81 [.780] | 5 | 3-644762-5 |
| | 15.85 [.624] | 4 | 3-644762-4 |
| | 11.89 [.468] | 3 | 3-644762-3 |
| | 7.92 [.312] | 2 | 3-644762-2 |
| | DIM (L) | NO. OF POSN | ASSEMBLY |

| | | | |
|---------------|---------------|-------------|------------|
| CONTAINS LEAD | 95.10 [3.744] | 24 | 2-644762-4 |
| | 91.14 [3.588] | 23 | 2-644762-3 |
| | 87.17 [3.432] | 22 | 2-644762-2 |
| | 83.21 [3.276] | 21 | 2-644762-1 |
| | 79.25 [3.120] | 20 | 2-644762-0 |
| | 75.29 [2.964] | 19 | 1-644762-9 |
| | 71.32 [2.808] | 18 | 1-644762-8 |
| | 67.36 [2.652] | 17 | 1-644762-7 |
| | 63.40 [2.496] | 16 | 1-644762-6 |
| | 59.44 [2.340] | 15 | 1-644762-5 |
| | 55.47 [2.184] | 14 | 1-644762-4 |
| | 51.51 [2.028] | 13 | 1-644762-3 |
| | 47.55 [1.872] | 12 | 1-644762-2 |
| | 43.59 [1.716] | 11 | 1-644762-1 |
| | 39.62 [1.560] | 10 | 1-644762-0 |
| | 35.66 [1.404] | 9 | 644762-9 |
| | 31.70 [1.248] | 8 | 644762-8 |
| | 27.74 [1.092] | 7 | 644762-7 |
| | 23.77 [.936] | 6 | 644762-6 |
| | 19.81 [.780] | 5 | 644762-5 |
| | 15.85 [.624] | 4 | 644762-4 |
| | 11.89 [.468] | 3 | 644762-3 |
| | 7.92 [.312] | 2 | 644762-2 |
| | DIM (L) | NO. OF POSN | ASSEMBLY |

METRIC

THIS DRAWING IS A CONTROLLED DOCUMENT.

| | | | | | |
|-------------------------|--|-----------------------|----------------------|------------------------|--|
| DIMENSIONS: mm [INCHES] | TOLERANCES UNLESS OTHERWISE SPECIFIED: | DWN S. HOOVER 07NOV02 | CHK D. BOSSI 07NOV02 | APPRO D. BOSSI 07NOV02 | NAME MTA-156 HEADER ASSEMBLY, FRICTION LOCK, RIGHT ANGLE, REAR BEND, .045 SQUARE POST, .000030 GOLD, SPECIAL |
| 0 PLC ± - | 1 PLC ± - | 2 PLC ± 0.13[.005] | 3 PLC ± - | 4 PLC ± - | APPLICATION SPEC |
| ANGLES ± - | FINISH ± - | SIZE A1 | CAGE CODE 00779 | DRAWING NO. 644762 | RESTRICTED TO |
| MATERIAL | FINISH | WEIGHT | CUSTOMER DRAWING | SCALE 5:1 | SHEET 1 OF 1 |

Tyco Electronics Corporation
 Harrisburg, PA 17105-3608